

Appendix-B

Frequently Asked Questions:

(FAQs)



MARAA

Dedicated to promoting superior pain control for those in harm's way.

Appendix-B

FAQs

- What is the **ambIT® MARAA PCA Pump**, and what is it used for?
 - **An infusion device for the controlled delivery of intravenous (IV) narcotics for patient controlled pain management.**
 - **Preset programs:**
 - Multiple bolus amounts, adjustable lockout times.
 - Option for medical staff to program own parameters.
 - **Patient controlled boluses**
 - Lockout times vary by program (safety mechanism).
 - Easily identifiable, ergonomic bolus button.

MARAA

Dedicated to promoting superior pain control for those in harm's way.

Appendix-B

FAQS

- How does the **ambIT® MARAA PCA Pump** function?
 - **Delivers medication using a semicontinuous method**
 - A pulse of fluid (carrying narcotics) will be pumped at regular intervals depending on the selected flow rate.
- **How, and by whom are the settings programmed?**
 - Programmed by any licensed, credentialed, medical provider.
 - Once the program has been selected and/or programmed, the unit CAN be electronically locked.
 - After confirming infusion has started, the pump AND narcotic reservoir **MUST** be placed in the protective casing and **LOCKED**.

MARAA

Dedicated to promoting superior pain control for those in harm's way.

Appendix-B

FAQs

- Can the settings be changed after the pump has been locked?
 - Yes. At anytime, credentialed medical providers may electronically unlock the pump to change pump settings without opening the lockbox.
- Can any narcotic be used in the pump?
 - This PCA pump was specifically designed for use with **morphine sulfate (1 mg/mL)**.
 - However, the ability to use other narcotics is built into this pump for future applicability.

MARAA

Dedicated to promoting superior pain control for those in harm's way.

Appendix-B

FAQs

- Can the pump be turned ON and OFF?
 - Yes. The pump may be turned ON and OFF during its use. The programmed settings will remain the same even after the unit has been turned OFF.




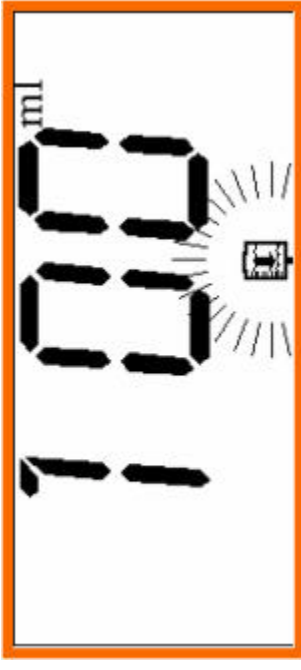
MARAA

Dedicated to promoting superior pain control for those in harm's way.

Appendix-B

FAQs

- How will I know when the pump is empty?
 - A **2-beep** warning alarm will occur every 4 minutes.
 - In addition, the **volume icon** will blink continuously in the LED display (see example).
 - For safety reasons, the pump will then automatically revert to “keep vein open” (**KVO**) status (0.5 mL/hr) unless the preset infusion rate is LOWER than the KVA rate.



MARAA

Dedicated to promoting superior pain control for those in harm's way.

Appendix-B

FAQs

- Does the ambIT® MARAA PCA Pump make any noise?
 - During standard operation, no noise is made unless the bolus button is depressed or a basal rate has been chosen.
 - NOTE: The pump will beep for certain preset alarm conditions (i.e. occlusion alarm).
 - ALSO: Any button pressed will evoke a beep.

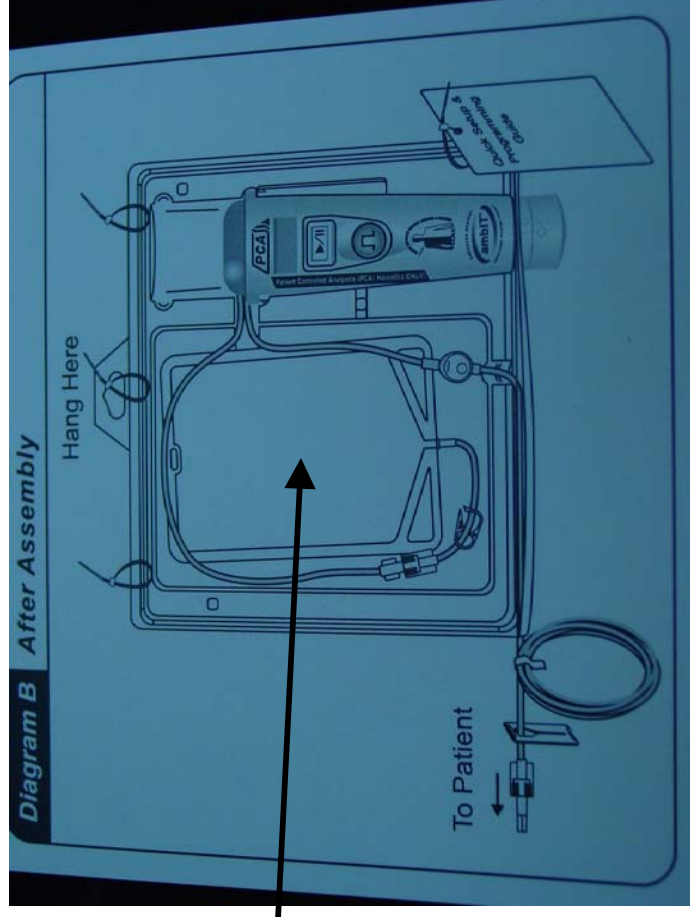
MARAA

Dedicated to promoting superior pain control for those in harm's way.

Appendix-B

FAQs

- What should I do with the pump when it is empty?
 - A new **reservoir bag** can be prepared and placed in the protective locked case.
 - If the patient no longer needs the PCA pump it can be discarded per protocol.



MARAA

Dedicated to promoting superior pain control for those in harm's way.

Appendix-B

FAQs

- How do I know the pump is functioning?
 - The bolus button will blink green every two seconds.
 - AND, the volume infusion will be displayed in the LCD window.

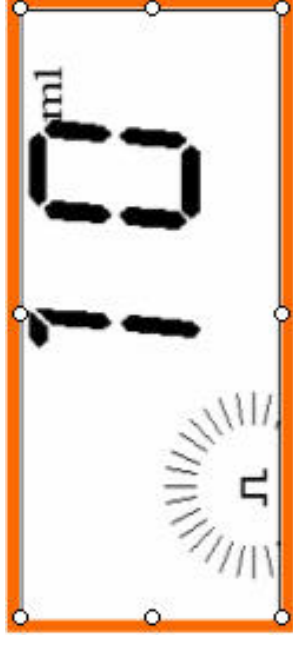
MARAA

Dedicated to promoting superior pain control for those in harm's way.

Appendix-B

FAQs

- How do I verify if a bolus is being given?
 - The green bolus light will blink twice.
 - The **bolus icon** will appear on the LED display.
 - The whirring of the cassette will be audible.



MARAA

Dedicated to promoting superior pain control for those in harm's way.